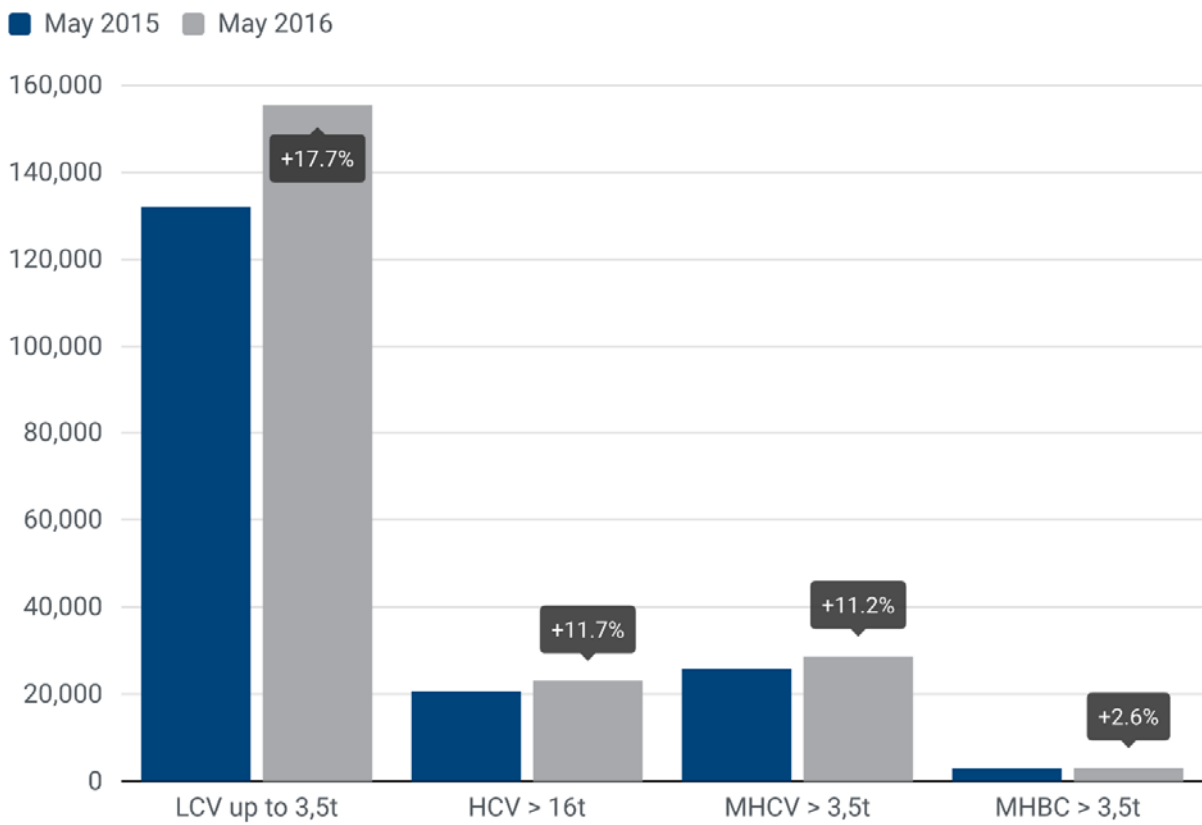


PRESS EMBARGO: 8.00 AM (6.00 AM GMT), 23 June 2016

**NEW COMMERCIAL VEHICLE REGISTRATIONS
EUROPEAN UNION¹
May 2016**



Next press release: Thursday 28 July 2016

¹ Data for Malta unavailable

Commercial vehicle registrations: +13.5% over five months; +16.4% in May

Total new commercial vehicles

In May 2016, demand for new commercial vehicles in the EU increased for the 17th consecutive month. Total commercial vehicle registrations grew by 16.4%, totalling 187,134 units. Growth was sustained across all segments of the commercial vehicle market. Looking at the largest markets, Italy recorded the highest upturn (+35.9%) followed closely by France (+27.2%) and Spain (+17.3%).

In the first five months of the year, the EU market expanded by 13.5%, totalling almost 1 million commercial vehicles (946,128). During that period, Italy (+30.6%), Spain (+13.9%), France (+13.1%), Germany (+10.2%) and the UK (+3.8%) all posted growth.

New light commercial vehicles (LCV) up to 3.5 tonnes²

In May 2016, registrations of new light commercial vehicles totalled 155,397 units, or 17.7% more than in May last year. This marked the 33rd consecutive month of growth in the segment, which accounts for the majority of sales in the commercial vehicle market. Italy (+35.0%), France (+27.8%), Spain (+19.3%) and Germany (+15.3%) significantly contributed to the upturn, while the UK (+1.9%) posted more modest results.

From January to May 2016, 781,373 new vans were registered in the EU, 13.0% more than in the same period in 2015. All major markets saw their demand for vans increase over this period.

New heavy commercial vehicles (HCV) over 16 tonnes³

May 2016 results again show a double-digit increase (+11.7%) in the heavy truck segment, totalling 23,052 new registrations. This positive outcome was largely sustained by the notable growth recorded in Italy (+48.2%) and France (+21.6%), while the Spanish (+0.5%) and German (-0.1%) markets remained stable.

Five months into the year, the EU market grew by 18.4%, reaching 121,810 units. All major markets saw their demand for heavy trucks increase, this was especially the case in Italy (+32.2%), Spain (+19.2%) and France (+18.1%).

New medium and heavy commercial vehicles (MHCV) over 3.5 tonnes⁴

In May 2016, results for trucks were similar to the heavy truck segment, with Italy (+45.3%) and France (+20.7%) posting double-digit gains, while the UK (+6.2%), Spain (+2.8%) and Germany (-0.3%) showed more modest outcomes. Overall, 28,662 new trucks were registered in the EU, 11.2% more than in May 2015.

From January to May 2016, 149,342 new trucks were registered in the EU, 17.6% more than in the same period last year. All major markets posted significant growth, with Italy (+30.6%) and Spain (+22.1%) performing best.

New medium and heavy buses & coaches (MHBC) over 3.5 tonnes

In May 2016, new buses and coaches registrations increased (+2.6%) compared to May 2015, totalling 3,075 units. Growth was sustained by the French (+37.4%), Italian (+21.9%), Spanish (+14.0%) and German (+11.5%) markets, while the UK (-2.1%) performed less well than in May 2015.

Five months into 2016, the EU bus and coach market grew by 3.3%, reaching 15,413 units. Demand declined in the UK (-7.0%) and Italy (-8.1%), while new registrations increased in Germany (+12.8%), France (+11.4%) and Spain (+5.7%).

² Including light buses and coaches

³ Excluding heavy buses and coaches

⁴ Excluding buses and coaches

P R E S S R E L E A S E

PRESS EMBARGO FOR ALL DATA :

8.00 AM (6.00 AM GMT), 23 June 2016

PROVISIONAL

EU+EFTA¹ COUNTRIES NEW REGISTRATION FIGURES BY MARKET
NEW LIGHT COMMERCIAL VEHICLES up to 3.5t²

23/06/16

	May '16	May '15	% Change	Jan-May '16	Jan-May '15	% Change
AUSTRIA	2,820	2,596	8.6%	14,848	13,056	13.7%
BELGIUM	6,004	5,365	11.9%	30,627	28,532	7.3%
BULGARIA	321	311	3.2%	1,847	1,747	5.7%
CROATIA	819	689	18.9%	3,234	2,772	16.7%
CYPRUS	159	144	10.4%	660	482	36.9%
CZECH REPUBLIC	1,757	1,212	45.0%	7,475	6,690	11.7%
DENMARK	3,230	2,626	23.0%	15,303	12,895	18.7%
ESTONIA	421	284	48.2%	1,729	1,570	10.1%
FINLAND	1,071	928	15.4%	5,489	4,834	13.5%
FRANCE	34,134	26,703	27.8%	169,810	150,740	12.7%
GERMANY	20,510	17,782	15.3%	100,575	91,060	10.4%
GREECE	568	417	36.2%	2,214	2,897	-23.6%
HUNGARY	1,722	1,218	41.4%	8,263	6,721	22.9%
IRELAND	1,833	1,705	7.5%	17,553	13,858	26.7%
ITALY	14,800	10,967	35.0%	68,628	52,175	31.5%
LATVIA	173	230	-24.8%	867	980	-11.5%
LITHUANIA	238	175	36.0%	1,202	908	32.4%
LUXEMBOURG	364	276	31.9%	1,852	1,496	23.8%
NETHERLANDS	5,664	4,805	17.9%	32,976	26,298	25.4%
POLAND	4,950	4,215	17.4%	24,209	20,129	20.3%
PORTUGAL	2,699	2,408	12.1%	13,360	11,490	16.3%
ROMANIA	1,106	877	26.1%	5,526	3,998	38.2%
SLOVAKIA	735	546	34.6%	3,130	2,644	18.4%
SLOVENIA	776	575	35.0%	4,130	2,904	42.2%
SPAIN	15,680	13,146	19.3%	69,808	61,785	13.0%
SWEDEN	4,363	3,895	12.0%	20,792	18,351	13.3%
UNITED KINGDOM	28,480	27,960	1.9%	155,266	150,662	3.1%
EUROPEAN UNION	155,397	132,055	17.7%	781,373	691,674	13.0%
EU15 ³	142,220	121,579	17.0%	719,101	640,129	12.3%
EU12 ⁴	13,177	10,476	25.8%	62,272	51,545	20.8%
ICELAND	229	146	56.8%	871	563	54.7%
NORWAY	2,595	2,684	-3.3%	12,869	13,177	-2.3%
SWITZERLAND	2,429	2,617	-7.2%	12,822	12,898	-0.6%
EFTA	5,253	5,447	-3.6%	26,562	26,638	-0.3%
EU+EFTA	160,650	137,502	16.8%	807,935	718,312	12.5%
WESTERN EUROPE (EU15+EFTA)	147,473	127,026	16.1%	745,663	666,767	11.8%

SOURCE: NATIONAL AUTOMOBILE MANUFACTURERS' ASSOCIATIONS

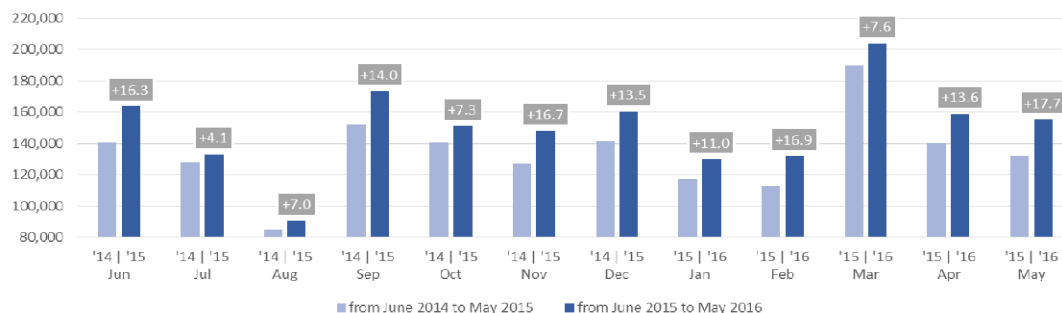
¹ Data for Malta unavailable

² Including Light Buses & Coaches

³ Member States before the 2004 enlargement

⁴ Member States having joined the EU since 2004 (data for Malta unavailable)

New light commercial vehicle registrations in the EU - 12 month trend



For further information, please contact: Ms Francesca Piazza - Statistics Manager - E-mail: fp@acea.be - Tel. (32) 2 738 73 55

This information is available on the ACEA website: <http://www.acea.be>
Next press release on Commercial Vehicles to be issued on Thursday 28 July 2016

P R E S S R E L E A S E

PRESS EMBARGO FOR ALL DATA :

8.00 AM (6.00 AM GMT), 23 June 2016

PROVISIONAL

EU+EFTA¹ COUNTRIES NEW REGISTRATION FIGURES BY MARKET NEW HEAVY COMMERCIAL VEHICLES of 16t and over²

23/06/16

	May '16	May '15	% Change	Jan-May '16	Jan-May '15	% Change
AUSTRIA	645	525	22.9%	3,333	3,036	9.8%
BELGIUM	612	569	7.6%	3,693	2,954	25.0%
BULGARIA	n/a	n/a	n/a	n/a	n/a	n/a
CROATIA	111	106	4.7%	510	349	46.1%
CYPRUS	3	2	50.0%	14	11	27.3%
CZECH REPUBLIC ³	756	696	8.6%	3,954	3,448	14.7%
DENMARK	367	336	9.2%	1,874	1,771	5.8%
ESTONIA	71	50	42.0%	408	322	26.7%
FINLAND	255	196	30.1%	1,106	843	31.2%
FRANCE	3,253	2,676	21.6%	17,259	14,618	18.1%
GERMANY	5,104	5,111	-0.1%	27,875	25,416	9.7%
GREECE	19	18	5.6%	114	90	26.7%
HUNGARY	375	264	42.0%	1,938	1,991	-2.7%
IRELAND ⁴	165	150	10.0%	1,187	807	47.1%
ITALY ⁵	1,501	1,013	48.2%	6,476	4,898	32.2%
LATVIA	139	116	19.8%	581	544	6.8%
LITHUANIA ⁴	344	314	9.6%	2,500	1,309	91.0%
LUXEMBOURG ⁴	83	69	20.3%	538	418	28.7%
NETHERLANDS	1,000	988	1.2%	6,952	5,785	20.2%
POLAND	1,976	1,680	17.6%	9,985	7,393	35.1%
PORTUGAL	295	241	22.4%	1,495	1,140	31.1%
ROMANIA	696	544	27.9%	3,164	2,102	50.5%
SLOVAKIA	355	299	18.7%	1,792	1,724	3.9%
SLOVENIA ⁴	153	149	2.7%	916	720	27.2%
SPAIN	1,486	1,479	0.5%	7,837	6,577	19.2%
SWEDEN	491	426	15.3%	2,357	1,949	20.9%
UNITED KINGDOM ⁴	2,797	2,616	6.9%	13,952	12,675	10.1%
EUROPEAN UNION	23,052	20,633	11.7%	121,810	102,890	18.4%
EU15	18,073	16,413	10.1%	96,048	82,977	15.8%
EU12	4,979	4,220	18.0%	25,762	19,913	29.4%
ICELAND	17	9	88.9%	74	41	80.5%
NORWAY ⁴	432	356	21.3%	1,815	1,655	9.7%
SWITZERLAND ³	303	267	13.5%	1,408	1,317	6.9%
EFTA	752	632	19.0%	3,297	3,013	9.4%
EU+EFTA	23,804	21,265	11.9%	125,107	105,903	18.1%
WESTERN EUROPE (EU15+EFTA)	18,825	17,045	10.4%	99,345	85,990	15.5%

SOURCE: NATIONAL AUTOMOBILE MANUFACTURERS' ASSOCIATIONS

¹ Data for Malta unavailable

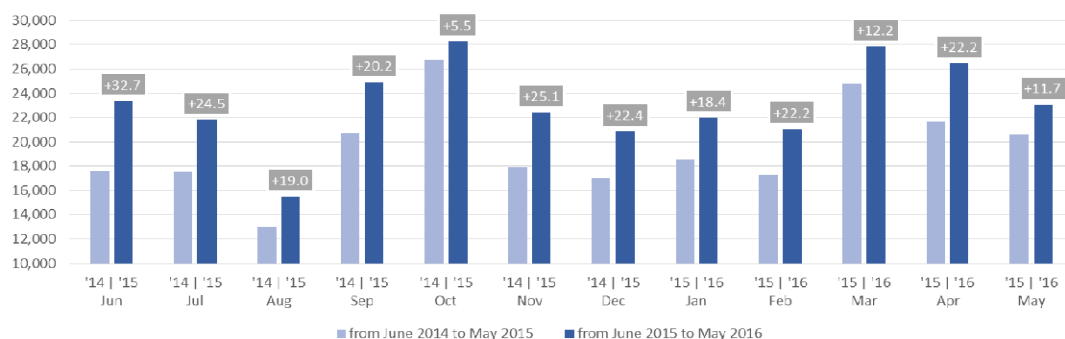
⁴ AAA estimates

² Excluding Heavy Buses & Coaches

⁵ ANFA estimates based on vehicle registration certificates issued by the Italian Ministry of Transport

³ Heavy Commercial Vehicles of 18t and over

New heavy commercial vehicle registrations in the EU - 12 month trend



For further information, please contact: Ms Francesca Piazza - Statistics Manager - E-mail: fp@acea.be - Tel. (32) 2 738 73 55

This information is available on the ACEA website: <http://www.acea.be>

PRESS EMBARGO FOR ALL DATA :

8.00 AM (6.00 AM GMT), 23 June 2016

PROVISIONAL

EU+EFTA¹ COUNTRIES NEW REGISTRATION FIGURES BY MARKET NEW MEDIUM & HEAVY COMMERCIAL VEHICLES over 3.5t²

23/06/16

	May '16	May '15	% Change	Jan-May '16	Jan-May '15	% Change
AUSTRIA	680	571	19.1%	3,542	3,258	8.7%
BELGIUM	737	700	5.3%	4,392	3,637	20.8%
BULGARIA	n/a	n/a	n/a	n/a	n/a	n/a
CROATIA	148	150	-1.3%	615	469	31.1%
CYPRUS	4	4	0.0%	18	22	-18.2%
CZECH REPUBLIC	917	813	12.8%	4,768	4,125	15.6%
DENMARK	418	355	17.7%	2,113	1,949	8.4%
ESTONIA	71	54	31.5%	425	346	22.8%
FINLAND	334	246	35.8%	1,400	1,085	29.0%
FRANCE	3,820	3,166	20.7%	20,133	17,158	17.3%
GERMANY	7,197	7,219	-0.3%	38,694	35,370	9.4%
GREECE	31	24	29.2%	174	147	18.4%
HUNGARY	432	301	43.5%	2,132	2,147	-0.7%
IRELAND	255	201	26.9%	1,448	946	53.1%
ITALY ³	1,931	1,329	45.3%	8,185	6,267	30.6%
LATVIA	148	125	18.4%	604	579	4.3%
LITHUANIA ⁴	346	320	8.1%	2,530	1,332	89.9%
LUXEMBOURG	89	74	20.3%	566	438	29.2%
NETHERLANDS	1,167	1,107	5.4%	7,679	6,397	20.0%
POLAND	2,105	1,839	14.5%	10,741	8,175	31.4%
PORTUGAL	370	284	30.3%	1,797	1,374	30.8%
ROMANIA	733	570	28.6%	3,326	2,202	51.0%
SLOVAKIA	399	317	25.9%	2,022	1,839	10.0%
SLOVENIA ⁴	165	163	1.2%	981	792	23.9%
SPAIN	1,833	1,783	2.8%	9,548	7,819	22.1%
SWEDEN	545	490	11.2%	2,601	2,203	18.1%
UNITED KINGDOM ⁴	3,787	3,567	6.2%	18,908	16,863	12.1%
EUROPEAN UNION	28,662	25,772	11.2%	149,342	126,939	17.6%
EU15	23,194	21,116	9.8%	121,180	104,911	15.5%
EU12	5,468	4,656	17.4%	28,162	22,028	27.8%
ICELAND	28	22	27.3%	130	81	60.5%
NORWAY	603	511	18.0%	2,445	2,194	11.4%
SWITZERLAND	371	313	18.5%	1,750	1,625	7.7%
EFTA	1,002	846	18.4%	4,325	3,900	10.9%
EU+EFTA	29,664	26,618	11.4%	153,667	130,839	17.4%
WESTERN EUROPE (EU15+EFTA)	24,196	21,962	10.2%	125,505	108,811	15.3%

SOURCE: NATIONAL AUTOMOBILE MANUFACTURERS' ASSOCIATIONS

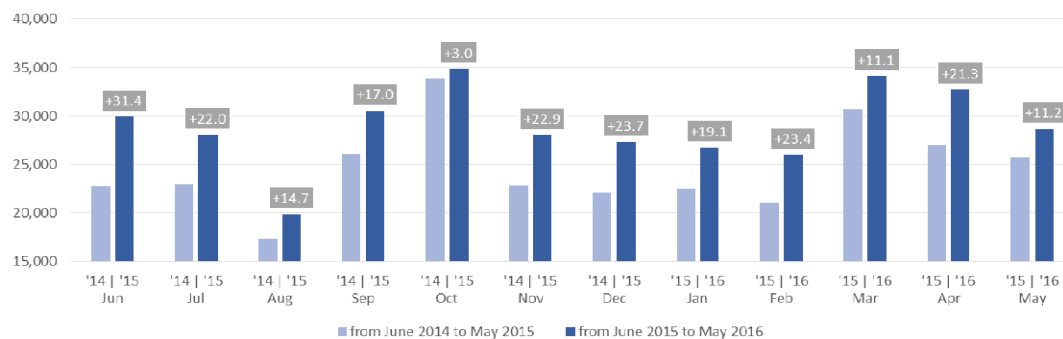
¹ Data for Malta unavailable

³ ANFIA estimates based on vehicle registration certificates issued by the Italian Ministry of Transport

² Excluding total Buses & Coaches over 3.5t

⁴ AAA estimates

New medium and heavy commercial vehicle registrations in the EU - 12 month trend



For further information, please contact: Ms Francesca Piazza - Statistics Manager - E-mail: fp@acea.be - Tel. (32) 2 738 73 55

This information is available on the ACEA website: <http://www.acea.be>

PRESS RELEASE

PRESS EMBARGO FOR ALL DATA :

8.00 AM (6.00 AM GMT), 23 June 2016

PROVISIONAL

EU+EFTA¹ COUNTRIES NEW REGISTRATION FIGURES BY MARKET
NEW MEDIUM & HEAVY BUSES & COACHES over 3.5t

23/06/16

	May '16	May '15	% Change	Jan-May '16	Jan-May '15	% Change
AUSTRIA	103	65	58.5%	557	406	37.2%
BELGIUM	77	79	-2.5%	377	489	-22.9%
BULGARIA	n/a	n/a	n/a	n/a	n/a	n/a
CROATIA	31	9	244.4%	108	69	56.5%
CYPRUS	n/a	n/a	n/a	n/a	n/a	n/a
CZECH REPUBLIC	67	93	-28.0%	380	459	-17.2%
DENMARK	38	32	18.8%	169	121	39.7%
ESTONIA	4	33	-87.9%	115	119	-3.4%
FINLAND	8	25	-68.0%	127	152	-16.4%
FRANCE	459	334	37.4%	2,531	2,272	11.4%
GERMANY	476	427	11.5%	2,546	2,257	12.8%
GREECE	26	24	8.3%	79	62	27.4%
HUNGARY	22	47	-53.2%	191	165	15.8%
IRELAND	52	21	147.6%	238	157	51.6%
ITALY ²	217	178	21.9%	1,091	1,187	-8.1%
LATVIA	6	31	-80.6%	43	136	-68.4%
LITHUANIA ³	12	20	-40.0%	74	78	-5.1%
LUXEMBOURG	15	25	-40.0%	101	144	-29.9%
NETHERLANDS	26	17	52.9%	245	179	36.9%
POLAND	120	166	-27.7%	784	713	10.0%
PORTUGAL	16	24	-33.3%	240	157	52.9%
ROMANIA	147	223	-34.1%	488	500	-2.4%
SLOVAKIA	49	37	32.4%	161	139	15.8%
SLOVENIA ³	16	9	77.8%	92	66	39.4%
SPAIN	252	221	14.0%	1,226	1,160	5.7%
SWEDEN	146	152	-3.9%	366	414	-11.6%
UNITED KINGDOM ³	690	705	-2.1%	3,084	3,315	-7.0%
EUROPEAN UNION	3,075	2,997	2.6%	15,413	14,916	3.3%
EU15	2,601	2,329	11.7%	12,977	12,472	4.0%
EU12	474	668	-29.0%	2,436	2,444	-0.3%
ICELAND	40	23	73.9%	89	53	67.9%
NORWAY	113	100	13.0%	328	296	10.8%
SWITZERLAND	61	42	45.2%	202	225	-10.2%
EFTA	214	165	29.7%	619	574	7.8%
EU+EFTA	3,289	3,162	4.0%	16,032	15,490	3.5%
WESTERN EUROPE (EU15+EFTA)	2,815	2,494	12.9%	13,596	13,046	4.2%

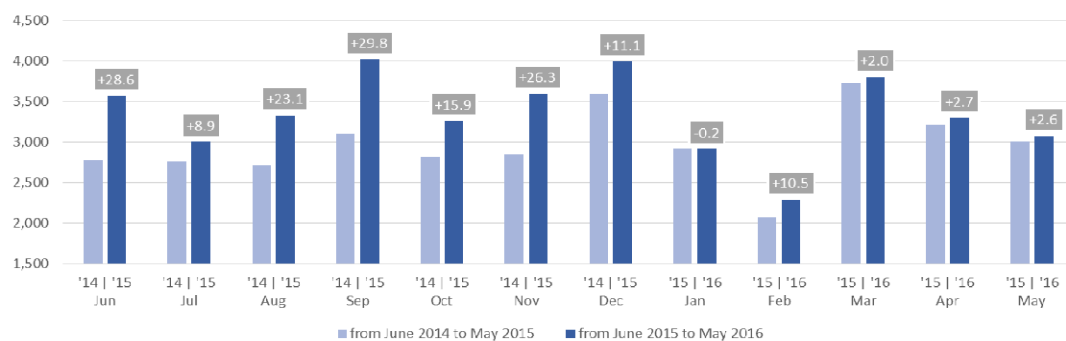
SOURCE: NATIONAL AUTOMOBILE MANUFACTURERS' ASSOCIATIONS

¹ Data for Malta unavailable

² ANFIA estimates based on vehicle registration certificates issued by the Italian Ministry of Transport

³ AAA estimates

New medium and heavy buses & coaches registrations in the EU - 12 month trend



For further information, please contact: Ms Francesca Piazza - Statistics Manager - E-mail: fp@acea.be - Tel. (32) 2 738 73 55

This information is available on the ACEA website: <http://www.acea.be>

PRESS EMBARGO FOR ALL DATA :

8.00 AM (6.00 AM GMT), 23 June 2016

PROVISIONAL
EU+EFTA¹ COUNTRIES NEW REGISTRATION FIGURES BY MARKET
TOTAL NEW COMMERCIAL VEHICLES²

23/06/16

	May '16	May '15	% Change	Jan-May '16	Jan-May '15	% Change
AUSTRIA	3,603	3,232	11.5%	18,947	16,720	13.3%
BELGIUM	6,818	6,144	11.0%	35,396	32,658	8.4%
BULGARIA ³	321	311	3.2%	1,847	1,747	5.7%
CROATIA	998	848	17.7%	3,957	3,310	19.5%
CYPRUS ⁴	163	148	10.1%	678	504	34.5%
CZECH REPUBLIC	2,741	2,118	29.4%	12,623	11,274	12.0%
DENMARK	3,686	3,013	22.3%	17,585	14,965	17.5%
ESTONIA	496	371	33.7%	2,269	2,035	11.5%
FINLAND	1,413	1,199	17.8%	7,016	6,071	15.6%
FRANCE	38,413	30,203	27.2%	192,474	170,170	13.1%
GERMANY	28,183	25,428	10.8%	141,815	128,687	10.2%
GREECE	625	465	34.4%	2,467	3,106	-20.6%
HUNGARY	2,176	1,566	39.0%	10,586	9,033	17.2%
IRELAND	2,140	1,927	11.1%	19,239	14,961	28.6%
ITALY ⁵	16,948	12,474	35.9%	77,904	59,629	30.6%
LATVIA	327	386	-15.3%	1,514	1,695	-10.7%
LITHUANIA	596	515	15.7%	3,806	2,318	64.2%
LUXEMBOURG	468	375	24.8%	2,519	2,078	21.2%
NETHERLANDS	6,857	5,929	15.7%	40,900	32,874	24.4%
POLAND	7,175	6,220	15.4%	35,734	29,017	23.1%
PORTUGAL	3,085	2,716	13.6%	15,397	13,021	18.2%
ROMANIA	1,986	1,670	18.9%	9,340	6,700	39.4%
SLOVAKIA	1,183	900	31.4%	5,313	4,622	15.0%
SLOVENIA	957	747	28.1%	5,203	3,762	38.3%
SPAIN	17,765	15,150	17.3%	80,582	70,764	13.9%
SWEDEN	5,054	4,537	11.4%	23,759	20,968	13.3%
UNITED KINGDOM	32,957	32,232	2.2%	177,258	170,840	3.8%
EUROPEAN UNION	187,134	160,824	16.4%	946,128	833,529	13.5%
EU15	168,015	145,024	15.9%	853,258	757,512	12.6%
EU12	19,119	15,800	21.0%	92,870	76,017	22.2%
ICELAND	297	191	55.5%	1,090	697	56.4%
NORWAY	3,311	3,295	0.5%	15,642	15,667	-0.2%
SWITZERLAND	2,861	2,972	-3.7%	14,774	14,748	0.2%
EFTA	6,469	6,458	0.2%	31,506	31,112	1.3%
EU+EFTA	193,603	167,282	15.7%	977,634	864,641	13.1%
WESTERN EUROPE (EU15+EFTA)	174,484	151,482	15.2%	884,764	788,624	12.2%

SOURCE: NATIONAL AUTOMOBILE MANUFACTURERS' ASSOCIATIONS

¹ Data for Malta unavailable

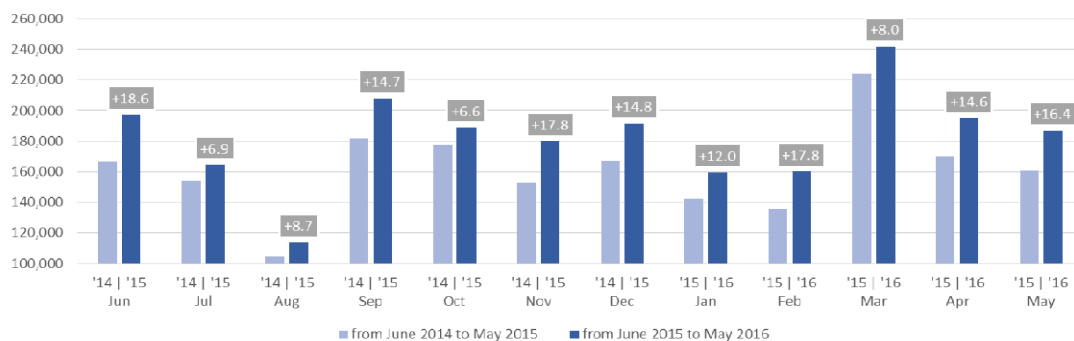
⁴ Data for Buses & Coaches unavailable

² Total Light, Medium & Heavy Commercial Vehicles and Buses & Coaches

⁵ ANFIA estimates based on vehicle registration certificates issued by the Italian Ministry of Transport

³ Data for Medium & Heavy Commercial Vehicles and Buses & Coaches unavailable

Total new commercial vehicle registrations in the EU - 12 month trend



For further information, please contact: Ms Francesca Piazza - Statistics Manager - E-mail: fp@acea.be - Tel. (32) 2 738 73 55

This information is available on the ACEA website: <http://www.acea.be>