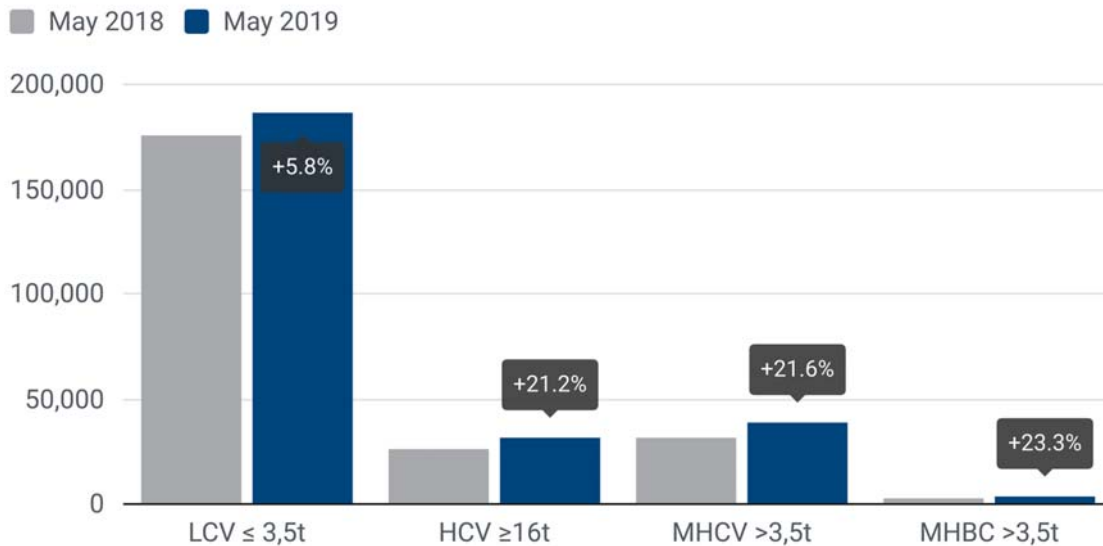


PRESS EMBARGO: 8.00 AM (6.00 AM GMT), 25 June 2019

NEW COMMERCIAL VEHICLE REGISTRATIONS EUROPEAN UNION¹ May 2019



Commercial vehicle registrations: +6.5% five months into 2019; +8.5% in May

Total new commercial vehicles

In May 2019, commercial vehicle registrations continued to increase in the EU (+8.5%), marking the fifth consecutive month of growth. Demand was sustained across all segments, with trucks and buses recording the highest percentage increases. The region's five largest markets contributed positively to this result. Germany (+24.7%) and France (+12.6%) saw the strongest gains last month.

From January to May 2019, the EU market for commercial vehicles grew by 6.5%, counting 1.1 million new vehicles in total. Germany led this growth with a 14.7% increase, followed by the United Kingdom (+7.9%), France (+7.7%), Italy (+3.9%) and Spain (+3.3%).

¹ Malta not available

New light commercial vehicles (LCV) up to 3.5t²

Last month, EU demand for vans remained positive, up 5.8% compared to one year ago. With the exception of Spain, all major EU markets recorded solid growth in May. Germany (+23.5%) showed the highest increase again, while France (+9.5%), the UK (+5.4%) and Italy (+5.1%) followed with single-digit percentages.

Five months into the year, registrations of new light commercial vehicles grew by 5.9% to reach 908,291 vehicles sold. Each of the largest markets made a positive contribution to the region's overall performance: Germany (+14.7%), the United Kingdom (+7.5%), France (+6.9%), Italy (+6.0%) and Spain (+3.8%).

New heavy commercial vehicles (HCV) of 16t and over³

In May 2019, demand for new heavy trucks grew significantly (+21.2%) compared May 2018, counting 31,910 units registered. Growth was driven by double-digit gains in France (+35.3%), Germany (+25.2%) and Spain (+14.1%). The United Kingdom (+6.2%) and Italy (+5.0%) followed with more modest increases.

From January to May 2019, 143,694 heavy trucks were registered across in the European Union, or 8.6% more than during the same period in 2018. The UK (+17.6%), Germany (+14.8%) and France (+14.5%) posted strong increases, while the Italian (-8.6%) and Spanish (-1.9%) markets saw falling demand for new heavy trucks.

New medium and heavy commercial vehicles (MHCV) over 3.5t⁴

May 2019 results show that demand for new trucks went up significantly last month (+21.6%). The five major EU markets performed very well, with France (+35.9%), Germany (+27.1%) and Spain (+13.6%) posting the highest increases.

So far in 2019, the EU truck market expanded by 9.6% to reach 176,548 units in total. Germany (+15.9%), the United Kingdom (+15.3%) and France (+13.9%) were the main drivers of this growth. By contrast, new truck registrations decreased in Spain and Italy (-1.9% and -7.6% respectively) five months into the year.

New medium and heavy buses & coaches (MHBC) over 3.5t

In May 2019, bus and coach registrations across the EU grew strongly (+23.3%) after declining for two consecutive months. The EU's key markets saw diverse performances, with the United Kingdom (-22.6%) and Italy (-14.9%) posting double-digit drops, while demand in France (+50.3%), Germany (+45.5%) and Spain (+32.3%) increased substantially.

Five months into the year, demand for new buses and coaches showed a modest increase (+4.2%), mainly due to the strong performance of the segment in May. The Central European markets (+26.5%) made an important contribution to this positive result, especially given that three of the five largest EU markets posted declines so far in 2019.

² Including light buses & coaches

³ Excluding heavy buses & coaches

⁴ Excluding medium and heavy buses & coaches

PRESS EMBARGO FOR ALL DATA :

8.00 AM (6.00 AM GMT), 25 June 2019

PROVISIONAL

EU+EFTA¹ NEW REGISTRATION FIGURES BY COUNTRY
NEW LIGHT COMMERCIAL VEHICLES (LCV) UP TO 3,5T²

	May 2019	May 2018	% change 19/18	Jan-May 2019	Jan-May 2018	% change 19/18
AUSTRIA	4,038	3,929	2.8%	19,226	19,262	-0.2%
BELGIUM	7,412	7,171	3.4%	36,557	35,056	4.3%
BULGARIA	457	513	-10.9%	2,233	2,299	-2.9%
CROATIA	997	994	0.3%	4,146	3,919	5.8%
CYPRUS	206	151	36.4%	827	790	4.7%
CZECH REPUBLIC	1,829	1,777	2.9%	8,468	8,059	5.1%
DENMARK	2,908	3,381	-14.0%	14,383	14,069	2.2%
ESTONIA	434	555	-21.8%	2,072	2,329	-11.0%
FINLAND	1,327	1,590	-16.5%	6,625	7,240	-8.5%
FRANCE	40,954	37,408	9.5%	205,792	192,527	6.9%
GERMANY	28,930	23,424	23.5%	127,256	110,919	14.7%
GREECE	708	642	10.3%	3,215	2,984	7.7%
HUNGARY	2,328	1,748	33.2%	10,677	8,479	25.9%
IRELAND ³	1,729	1,641	5.4%	14,635	15,957	-8.3%
ITALY ⁴	17,300	16,460	5.1%	78,321	73,892	6.0%
LATVIA	235	219	7.3%	1,116	962	16.0%
LITHUANIA	544	506	7.5%	2,287	1,562	46.4%
LUXEMBOURG	476	422	12.8%	2,277	1,939	17.4%
NETHERLANDS	6,822	6,756	1.0%	36,498	36,242	0.7%
POLAND	6,154	5,370	14.6%	29,094	26,065	11.6%
PORTUGAL	3,469	3,495	-0.7%	15,349	15,093	1.7%
ROMANIA	1,304	1,595	-18.2%	6,937	7,376	-6.0%
SLOVAKIA	858	838	2.4%	3,434	3,459	-0.7%
SLOVENIA	1,190	1,089	9.3%	6,305	5,116	23.2%
SPAIN	20,734	20,753	-0.1%	95,642	92,126	3.8%
SWEDEN	4,315	6,450	-33.1%	18,430	24,221	-23.9%
UNITED KINGDOM	29,142	27,639	5.4%	156,489	145,514	7.5%
EUROPEAN UNION	186,800	176,516	5.8%	908,291	857,456	5.9%
EU15 ⁵	170,264	161,161	5.6%	830,695	787,041	5.5%
EU12 ⁶	16,536	15,355	7.7%	77,596	70,415	10.2%
ICELAND	148	187	-20.9%	677	896	-24.4%
NORWAY	3,580	3,160	13.3%	16,042	15,127	6.0%
SWITZERLAND	3,207	2,791	14.9%	14,252	12,732	11.9%
EFTA	6,935	6,138	13.0%	30,971	28,755	7.7%
EU + EFTA	193,735	182,654	6.1%	939,262	886,211	6.0%
WESTERN EUROPE (EU15 + EFTA)	177,199	167,299	5.9%	861,666	815,796	5.6%

SOURCE: NATIONAL AUTOMOBILE MANUFACTURERS' ASSOCIATIONS

¹ Malta not available

⁴ ANFIA estimates

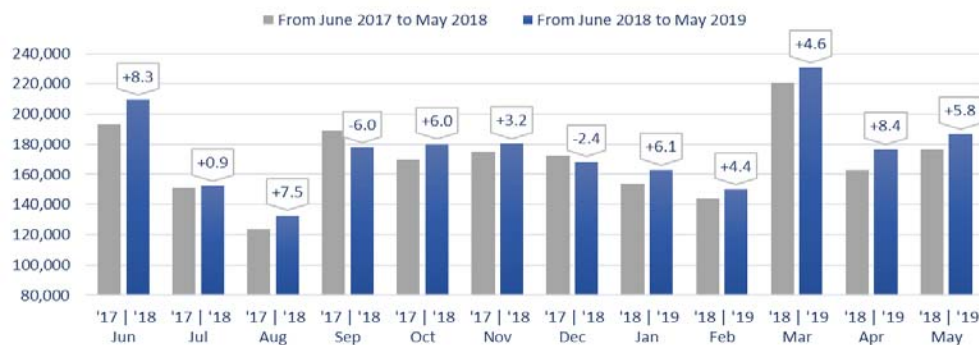
² Including light buses and coaches

⁵ Member states before the 2004 enlargement

³ LCV ≤6t

⁶ Member states having joined the EU since 2004

New light commercial vehicle registrations in the EU - 12 month trend



This information is available on the ACEA website: <http://www.acea.be>

Next press release on commercial vehicles to be issued on Wednesday 24 July 2019

PRESS EMBARGO FOR ALL DATA :

8.00 AM (6.00 AM GMT), 25 June 2019

PROVISIONAL

EU+EFTA NEW REGISTRATION FIGURES BY COUNTRY NEW HEAVY COMMERCIAL VEHICLES (HCV) OF ≥16T AND OVER¹

	May 2019	May 2018	% change 19/18	Jan-May 2019	Jan-May 2018	% change 19/18
AUSTRIA	779	655	18.9%	3,815	3,338	14.3%
BELGIUM	1,085	896	21.1%	4,805	4,280	12.3%
BULGARIA	-	-	-	-	-	-
CROATIA	109	109	0.0%	521	447	16.6%
CYPRUS	3	4	-25.0%	23	16	43.8%
CZECH REPUBLIC ²	1,018	696	46.3%	3,878	3,357	15.5%
DENMARK	460	413	11.4%	2,061	1,939	6.3%
ESTONIA	127	84	51.2%	539	504	6.9%
FINLAND	313	311	0.6%	1,277	1,309	-2.4%
FRANCE	5,274	3,897	35.3%	22,739	19,862	14.5%
GERMANY	7,116	5,683	25.2%	31,906	27,785	14.8%
GREECE	19	11	72.7%	134	94	42.6%
HUNGARY	725	456	59.0%	2,472	2,653	-6.8%
IRELAND ³	173	139	24.5%	1,000	962	4.0%
ITALY ⁴	1,823	1,736	5.0%	8,869	9,700	-8.6%
LATVIA	92	108	-14.8%	493	523	-5.7%
LITHUANIA ⁵	777	751	3.5%	3,969	3,803	4.4%
LUXEMBOURG ⁵	108	84	28.6%	492	385	27.8%
NETHERLANDS	1,508	1,312	14.9%	7,395	7,096	4.2%
POLAND	2,904	2,402	20.9%	12,454	11,596	7.4%
PORTUGAL	322	267	20.6%	1,543	1,515	1.8%
ROMANIA	849	567	49.7%	2,162	2,730	-20.8%
SLOVAKIA	375	346	8.4%	1,677	1,797	-6.7%
SLOVENIA ⁵	190	232	-18.1%	1,183	1,170	1.1%
SPAIN	1,768	1,549	14.1%	8,049	8,204	-1.9%
SWEDEN	718	546	31.5%	2,876	2,542	13.1%
UNITED KINGDOM ⁵	3,275	3,085	6.2%	17,362	14,762	17.6%
EUROPEAN UNION	31,910	26,339	21.2%	143,694	132,369	8.6%
EU15	24,741	20,584	20.2%	114,323	103,773	10.2%
EU12	7,169	5,755	24.6%	29,371	28,596	2.7%
ICELAND	18	34	-47.1%	76	93	-18.3%
NORWAY	459	425	8.0%	2,209	2,073	6.6%
SWITZERLAND ²	383	309	23.9%	1,559	1,568	-0.6%
EFTA	860	768	12.0%	3,844	3,734	2.9%
EU + EFTA	32,770	27,107	20.9%	147,538	136,103	8.4%
WESTERN EUROPE (EU15 + EFTA)	25,601	21,352	19.9%	118,167	107,507	9.9%

SOURCE: NATIONAL AUTOMOBILE MANUFACTURERS' ASSOCIATIONS

¹ Excluding heavy buses and coaches

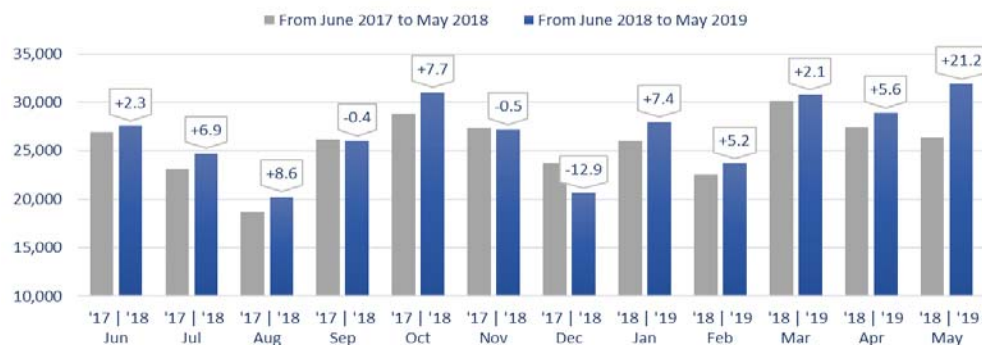
⁴ ANFIA estimates based on vehicle registration certificates issued by the Italian Ministry of Transport

² HCV ≥18t

⁵ Estimates

³ HCV ≥17t

New heavy commercial vehicle registrations in the EU - 12 month trend



For further information, please contact: Francesca Piazza - Statistics Manager - E-mail: fp@acea.be

This information is available on the ACEA website: <http://www.acea.be>

PRESS EMBARGO FOR ALL DATA :

8.00 AM (6.00 AM GMT), 25 June 2019

PROVISIONAL

EU+EFTA NEW REGISTRATION FIGURES BY COUNTRY NEW MEDIUM AND HEAVY COMMERCIAL VEHICLES (MHCV) OVER 3.5T¹

	May 2019	May 2018	% change 19/18	Jan-May 2019	Jan-May 2018	% change 19/18
AUSTRIA	834	689	21.0%	3,992	3,493	14.3%
BELGIUM	1,275	1,035	23.2%	5,595	5,028	11.3%
BULGARIA	-	-	-	-	-	-
CROATIA	185	156	18.6%	665	587	13.3%
CYPRUS	13	12	8.3%	60	43	39.5%
CZECH REPUBLIC	1,183	832	42.2%	4,537	4,036	12.4%
DENMARK	494	446	10.8%	2,238	2,114	5.9%
ESTONIA	135	91	48.4%	566	535	5.8%
FINLAND	427	383	11.5%	1,772	1,692	4.7%
FRANCE	6,137	4,517	35.9%	25,924	22,759	13.9%
GERMANY	9,978	7,852	27.1%	44,565	38,465	15.9%
GREECE	32	25	28.0%	210	173	21.4%
HUNGARY	783	510	53.5%	2,664	2,880	-7.5%
IRELAND	220	187	17.6%	1,203	1,208	-0.4%
ITALY ²	2,324	2,206	5.3%	10,838	11,726	-7.6%
LATVIA	95	111	-14.4%	511	544	-6.1%
LITHUANIA ³	789	756	4.4%	4,032	3,850	4.7%
LUXEMBOURG	151	92	64.1%	584	470	24.3%
NETHERLANDS	1,646	1,459	12.8%	8,078	7,789	3.7%
POLAND	3,195	2,598	23.0%	13,474	12,466	8.1%
PORTUGAL	404	320	26.3%	1,973	1,813	8.8%
ROMANIA	888	584	52.1%	3,285	2,841	15.6%
SLOVAKIA	403	381	5.8%	1,799	1,995	-9.8%
SLOVENIA ³	198	249	-20.5%	1,248	1,245	0.2%
SPAIN	2,218	1,952	13.6%	9,872	10,068	-1.9%
SWEDEN	785	586	34.0%	3,141	2,754	14.1%
UNITED KINGDOM ³	4,572	4,344	5.2%	23,722	20,570	15.3%
EUROPEAN UNION	39,364	32,373	21.6%	176,548	161,144	9.6%
EU15	31,497	26,093	20.7%	143,707	130,122	10.4%
EU12	7,867	6,280	25.3%	32,841	31,022	5.9%
ICELAND	32	48	-33.3%	133	158	-15.8%
NORWAY	761	721	5.5%	3,114	3,050	2.1%
SWITZERLAND	484	391	23.8%	1,918	1,938	-1.0%
EFTA	1,277	1,160	10.1%	5,165	5,146	0.4%
EU + EFTA	40,641	33,533	21.2%	181,713	166,290	9.3%
WESTERN EUROPE (EU15 + EFTA)	32,774	27,253	20.3%	148,872	135,268	10.1%

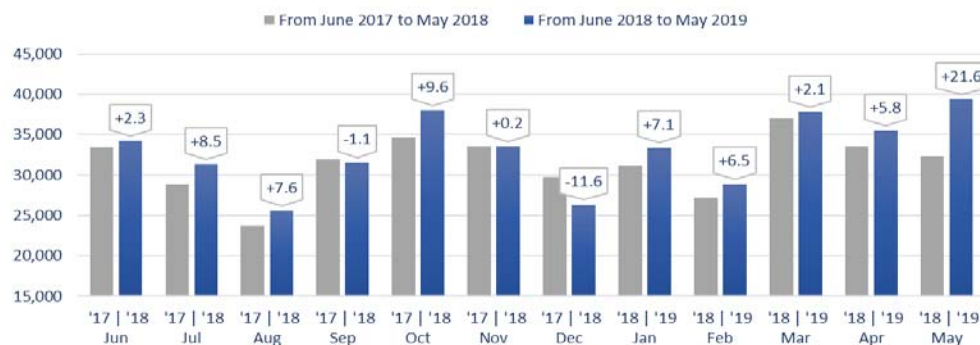
SOURCE: NATIONAL AUTOMOBILE MANUFACTURERS' ASSOCIATIONS

¹ Excluding buses and coaches over 3.5t

² ANFIA estimates based on vehicle registration certificates issued by the Italian Ministry of Transport

³ Estimates

New medium and heavy commercial vehicle registrations in the EU - 12 month trend



For further information, please contact: Francesca Piazza - Statistics Manager - E-mail: fp@acea.be

This information is available on the ACEA website: <http://www.acea.be>

P R E S S R E L E A S E

PRESS EMBARGO FOR ALL DATA :

8.00 AM (6.00 AM GMT), 25 June 2019

PROVISIONAL

EU+EFTA NEW REGISTRATION FIGURES BY COUNTRY
NEW MEDIUM AND HEAVY BUSES & COACHES (MHBC) OVER 3.5T

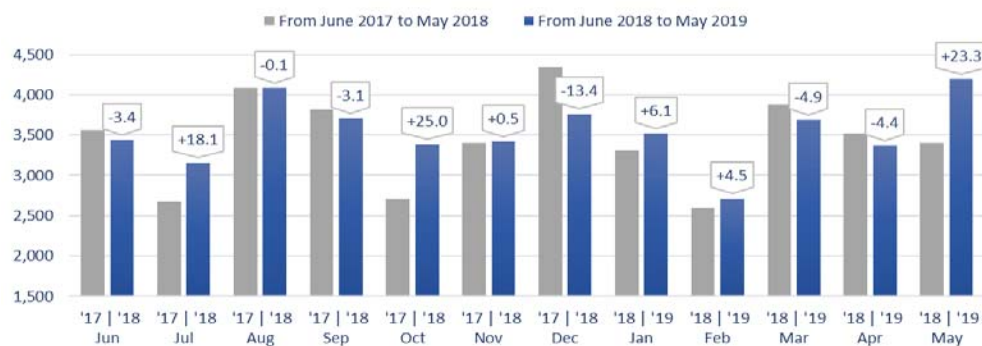
	May 2019	May 2018	% change 19/18	Jan-May 2019	Jan-May 2018	% change 19/18
AUSTRIA	142	80	77.5%	434	408	6.4%
BELGIUM	124	113	9.7%	561	548	2.4%
BULGARIA	-	-	-	-	-	-
CROATIA	27	16	68.8%	145	153	-5.2%
CYPRUS	-	-	-	-	-	-
CZECH REPUBLIC	187	135	38.5%	492	441	11.6%
DENMARK	44	46	-4.3%	255	224	13.8%
ESTONIA	55	12	358.3%	76	58	31.0%
FINLAND	23	35	-34.3%	123	155	-20.6%
FRANCE	547	364	50.3%	2,193	1,916	14.5%
GERMANY	640	440	45.5%	2,617	2,697	-3.0%
GREECE	67	33	103.0%	221	122	81.1%
HUNGARY	73	72	1.4%	310	330	-6.1%
IRELAND	76	40	90.0%	278	177	57.1%
ITALY ¹	348	409	-14.9%	1,634	1,778	-8.1%
LATVIA	8	6	33.3%	44	51	-13.7%
LITHUANIA ²	52	41	26.8%	245	280	-12.5%
LUXEMBOURG	31	21	47.6%	152	126	20.6%
NETHERLANDS	56	21	166.7%	303	254	19.3%
POLAND	338	299	13.0%	1,142	1,183	-3.5%
PORTUGAL	62	33	87.9%	333	211	57.8%
ROMANIA	185	74	150.0%	1,273	358	255.6%
SLOVAKIA	45	37	21.6%	130	143	-9.1%
SLOVENIA ²	10	20	-50.0%	45	87	-48.3%
SPAIN	356	269	32.3%	1,602	1,507	6.3%
SWEDEN	143	69	107.2%	387	259	49.4%
UNITED KINGDOM ²	554	716	-22.6%	2,442	3,272	-25.4%
EUROPEAN UNION	4,193	3,401	23.3%	17,437	16,738	4.2%
EU15	3,213	2,689	19.5%	13,535	13,654	-0.9%
EU12	980	712	37.6%	3,902	3,084	26.5%
ICELAND	4	10	-60.0%	35	51	-31.4%
NORWAY	198	139	42.4%	426	360	18.3%
SWITZERLAND	63	58	8.6%	206	204	1.0%
EFTA	265	207	28.0%	667	615	8.5%
EU + EFTA	4,458	3,608	23.6%	18,104	17,353	4.3%
WESTERN EUROPE (EU15 + EFTA)	3,478	2,896	20.1%	14,202	14,269	-0.5%

SOURCE: NATIONAL AUTOMOBILE MANUFACTURERS' ASSOCIATIONS

¹ ANFIA estimates based on vehicle registration certificates issued by the Italian Ministry of Transport

² Estimates

New medium and heavy buses & coaches registrations in the EU - 12 month trend



For further information, please contact: Francesca Piazza - Statistics Manager - E-mail: fp@acea.be

This information is available on the ACEA website: <http://www.acea.be>

PRESS EMBARGO FOR ALL DATA :

8.00 AM (6.00 AM GMT), 25 June 2019

PROVISIONAL EU+EFTA NEW REGISTRATION FIGURES BY COUNTRY TOTAL NEW COMMERCIAL VEHICLES

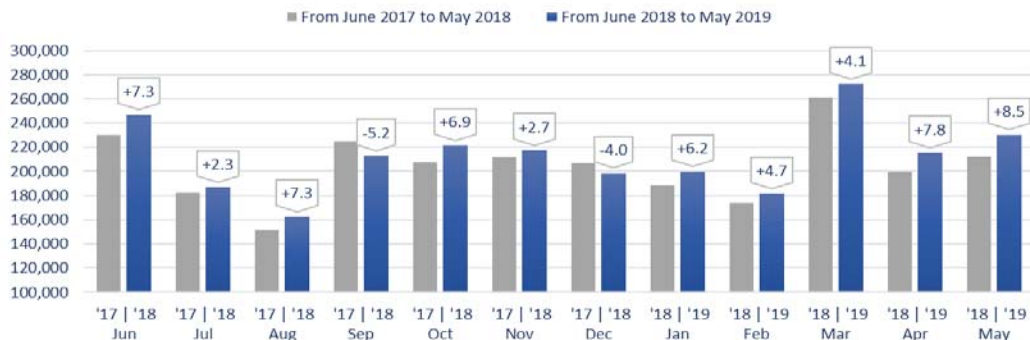
	May 2019	May 2018	% change 19/18	Jan-May 2019	Jan-May 2018	% change 19/18
AUSTRIA	5,014	4,698	6.7%	23,652	23,163	2.1%
BELGIUM	8,811	8,319	5.9%	42,713	40,632	5.1%
BULGARIA ¹	457	513	-10.9%	2,233	2,299	-2.9%
CROATIA	1,209	1,166	3.7%	4,956	4,659	6.4%
CYPRUS ²	219	163	34.4%	887	833	6.5%
CZECH REPUBLIC	3,199	2,744	16.6%	13,497	12,536	7.7%
DENMARK	3,446	3,873	-11.0%	16,876	16,407	2.9%
ESTONIA	624	658	-5.2%	2,714	2,922	-7.1%
FINLAND	1,777	2,008	-11.5%	8,520	9,087	-6.2%
FRANCE	47,638	42,289	12.6%	233,909	217,202	7.7%
GERMANY	39,548	31,716	24.7%	174,438	152,081	14.7%
GREECE	807	700	15.3%	3,646	3,279	11.2%
HUNGARY	3,184	2,330	36.7%	13,651	11,689	16.8%
IRELAND	2,025	1,868	8.4%	16,116	17,342	-7.1%
ITALY	19,972	19,075	4.7%	90,793	87,396	3.9%
LATVIA	338	336	0.6%	1,671	1,557	7.3%
LITHUANIA	1,385	1,303	6.3%	6,564	5,692	15.3%
LUXEMBOURG	658	535	23.0%	3,013	2,535	18.9%
NETHERLANDS	8,524	8,236	3.5%	44,879	44,285	1.3%
POLAND	9,687	8,267	17.2%	43,710	39,714	10.1%
PORTUGAL	3,935	3,848	2.3%	17,655	17,117	3.1%
ROMANIA	2,377	2,253	5.5%	11,495	10,575	8.7%
SLOVAKIA	1,306	1,256	4.0%	5,363	5,597	-4.2%
SLOVENIA	1,398	1,358	2.9%	7,598	6,448	17.8%
SPAIN	23,308	22,974	1.5%	107,116	103,701	3.3%
SWEDEN	5,243	7,105	-26.2%	21,958	27,234	-19.4%
UNITED KINGDOM	34,268	32,699	4.8%	182,653	169,356	7.9%
EUROPEAN UNION	230,357	212,290	8.5%	1,102,276	1,035,338	6.5%
EU15	204,974	189,943	7.9%	987,937	930,817	6.1%
EU12	25,383	22,347	13.6%	114,339	104,521	9.4%
ICELAND	184	245	-24.9%	845	1,105	-23.5%
NORWAY	4,539	4,020	12.9%	19,582	18,537	5.6%
SWITZERLAND	3,754	3,240	15.9%	16,376	14,874	10.1%
EFTA	8,477	7,505	13.0%	36,803	34,516	6.6%
EU + EFTA	238,834	219,795	8.7%	1,139,079	1,069,854	6.5%
WESTERN EUROPE (EU15 + EFTA)	213,451	197,448	8.1%	1,024,740	965,333	6.2%

SOURCE: NATIONAL AUTOMOBILE MANUFACTURERS' ASSOCIATIONS

¹ Data for MHCV and MHBC not available

² Data for MHBC not available

Total new commercial vehicle registrations in the EU - 12 month trend



For further information, please contact: Francesca Piazza - Statistics Manager - E-mail: fp@acea.be

This information is available on the ACEA website: <http://www.acea.be>